


B03

Kommun/Region	Procent
Falkenberg	20,6
Halmstad	25,1
Hylte	-2,5
Kungsbacka	35,7
Laholm	16,3
Varberg	30,4
	26,1
	19,2

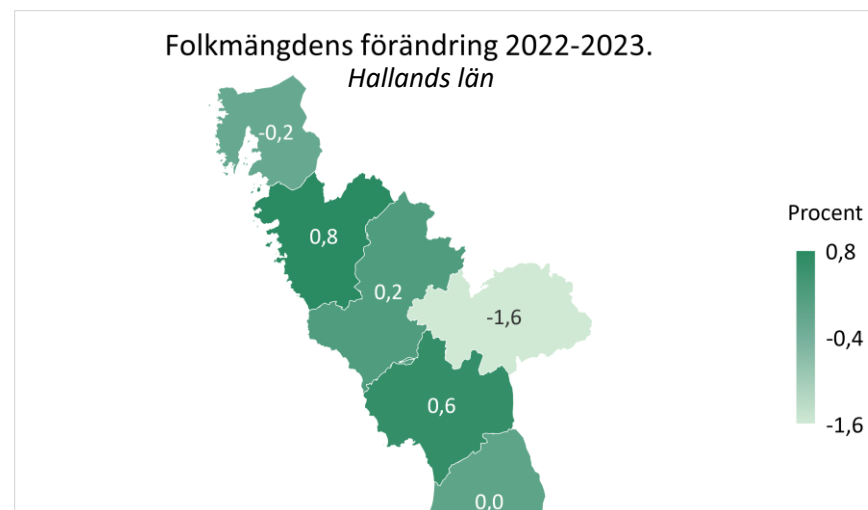


F

Source: Statistiska

B04

Kommun/Region	Procent
Falkenberg	0,2
Halmstad	0,6
Hylte	-1,6
Kungsbacka	-0,2
Laholm	0,0
Varberg	0,8
	0,3
	0,3



Källa: SCB

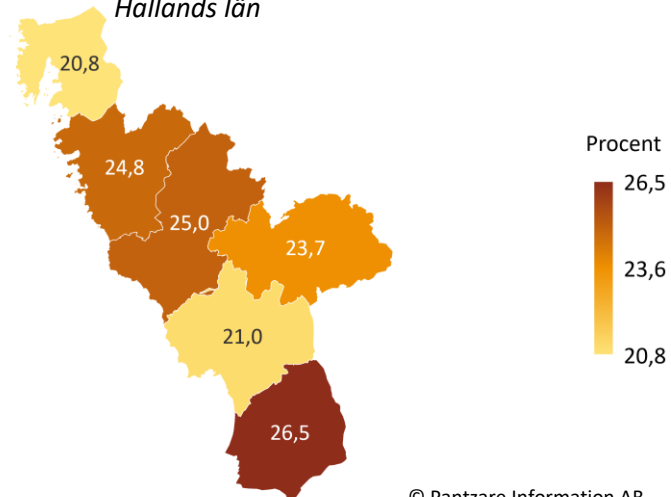


© Pantzare Information AB

B06

Kommun/Region	Procent	Per cent
Falkenberg	25,0	
Halmstad	21,0	
Hylte	23,7	
Kungsbacka	20,8	
Laholm	26,5	
Varberg	24,8	
	22,7	
	20,6	

Andel 65 år och äldre av befolkningen 2023.
Hallands län



Källa: SCB

© Pantzare Information AB

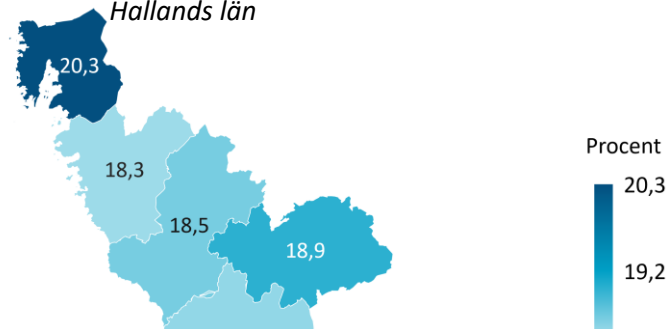
Prc

Source: Stati

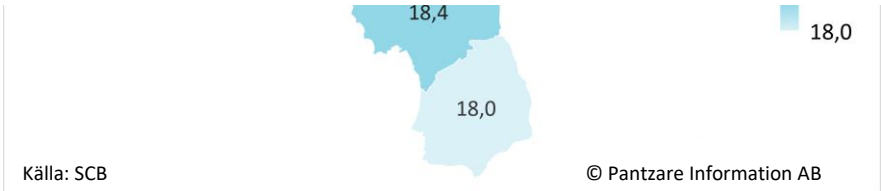
B07

Kommun/Region	Procent	Per cent
Falkenberg	18,5	
Halmstad	18,4	
Hylte	18,9	
Kungsbacka	20,3	
Laholm	18,0	
Varberg	18,3	
	18,9	
	18,3	

Andel barn 0-15 år av befolkningen 2023.
Hallands län



Prc



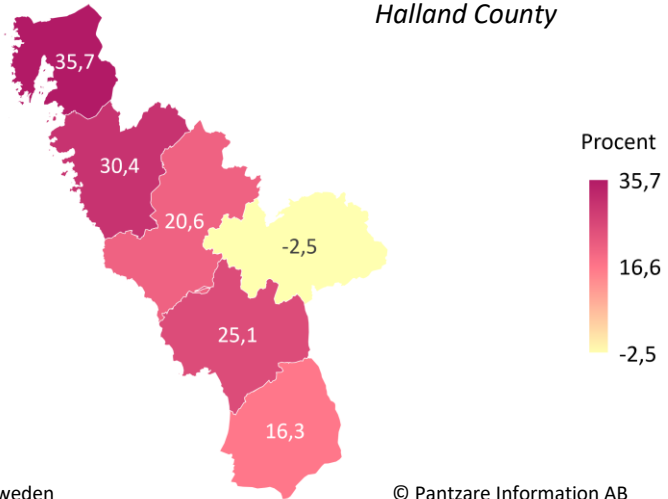
Källa: SCB

© Pantzare Information AB


Source: Statis

Population changes during 25 years, 1998-2023.

Halland County



Proportion 65 years and older in population in 2023.
Halland County



Proportion children aged 0-15 in population in 2023.
Halland County

